

# **BCS 371 Lab – Intents**

## ***Overview***

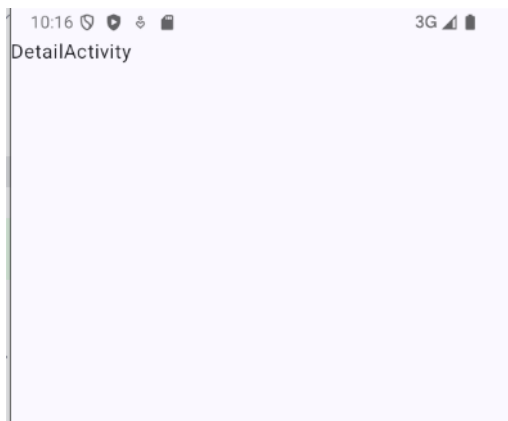
Create an app that starts an activity using an intent. The app should also pass data inside the intent.

## ***Create a project***

Create a new Android application in Android Studio. Choose the **Empty Activity** type to create an empty activity that uses Jetpack Compose.

## ***Create DetailActivity***

Create a new activity named DetailActivity. It should display the text “DetailActivity”. You can create a composable function named DetailScreen that displays the text. Here is a screenshot:

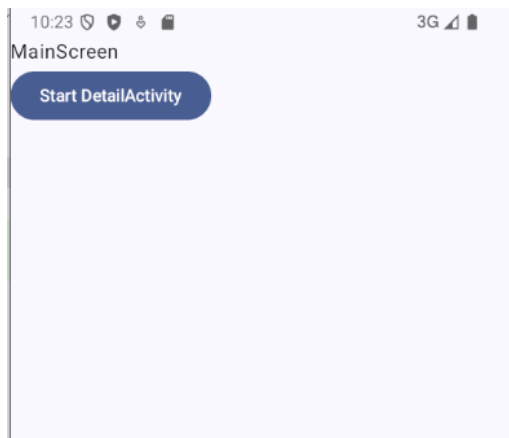


## ***Setup the Main Screen***

Create a composable function named MainScreen. Here is the function header:

```
@Composable
fun MainScreen(modifier: Modifier)
```

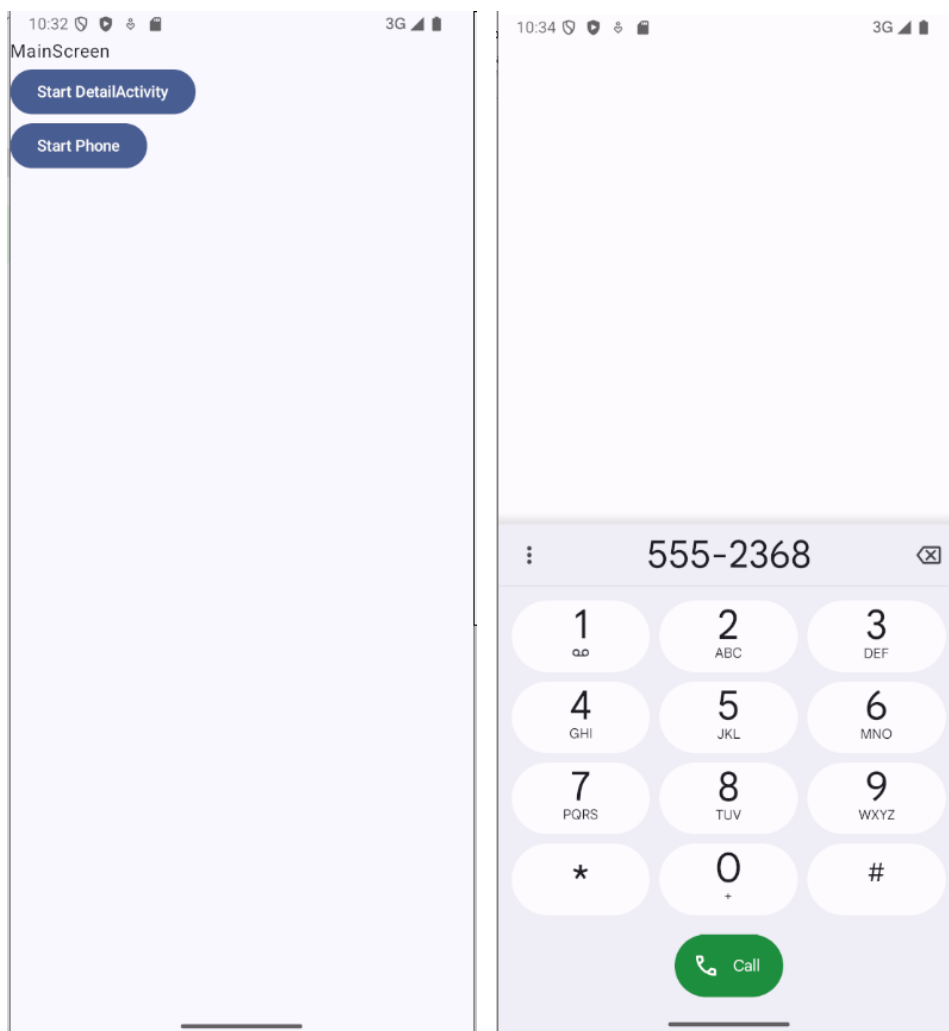
It should display the text MainScreen and have a button that starts DetailActivity when pressed. Here is a screenshot:



Run the app and make sure that it starts DetailActivity when the button is pressed.

## ***Start an Activity Using an Implicit Intent***

Add a button to MainScreen that starts a phone app using an implicit intent. Here are the screenshots:



## ***Pass Data to Another Activity Using an Intent***

Update MainActivity and DetailActivity. Do the following:

- MainScreen
  - Add a TextField for the user to enter data into.
  - Add a button named “Pass Data to DetailActivity”. When this button is pressed it should get data from the TextField and start DetailActivity passing the data inside the intent.
- DetailsScreen
  - Get the data from the intent.
  - Add a Text to DetailActivity that displays the data that was passed in the intent.

Here are the screenshots:

